

TEACHING FOR EXCELLENCE PACK





AUTUMN 2014



FESTIVAL LESSON PLANS:

-  **OCTOBER 3rd - WORLD SMILE DAY**
-  **OCTOBER 16th - WORLD DICTIONARY DAY**
-  **OCTOBER 31st - HALLOWEEN**

PROFESSIONAL DEVELOPMENT:

-  **ELT MATTERS** - етапи продуктивного уроку
-  **CLASSROOM IDEAS** - методи пояснення нової лексики
- метод WORD RACE

QUOTE OF THE DAY:

The best teachers are those who tell you where to look but don't tell you what to see.

CEFR

(Common European Framework of Reference)

Загальноєвропейська Шкала Оцінювання

A1	• Starter
A2	• Elementary
B1	• Intermediate
B2	• Upper-Intermediate
C1	• Advanced
C2	• Proficiency


References:

Festival Lesson Plans:


- www.pearson.com.ua
- www.scholastic.com
- www.wikipedia.org/ and assorted sites
- www.bogglesworld.com

Professional Development:


Teacher's Companions – нові методичні посібники для вчителя англійської мови



Fly High
Teacher's
Companion



NEW
Challenges
Teacher's
Companion



Real Life
Teacher's
Companion

- ✓ покроковий опис перебігу уроків (українською та англійською мовами)
- ✓ методичні стратегії та практичні поради
- ✓ глосарій сучасних методичних термінів

HAPPY TEACHER'S DAY!

T is for talented that you surely are

E is for explaining so patiently


A is for the ability to make learning fun

C is for correcting students when they are wrong

H is for helping them in every way

E is for encouraging students to do their best!

R is for rare; there is only one of you



Today you lead the school.
Tomorrow your students will lead the world.

My teachers work in this school
And the kids all think that she's cool.
She tells us interesting things,
And extra knowledge she brings.



A BIG thank you to my teachers.
Kindness is just ONE of their features.

*We are proud to be associated with a selected group of people who help
the future... And are better known as "TEACHERS".*

Happy Teacher's Day!



WORLD SMILE DAY



Level A2-B1

1. Answer the questions:

- When is World Smile Day celebrated?
- Who created the well-known smiley face?
- What do people do on this day?

2. Read the text and find out!

Did you know there is a World Smile (or Smiley) Day? A round happy cartoon-like image, often black-on-yellow, is a symbol of peace, joy, happiness and friendship.

There is a special day of the year at the beginning of October for us all to celebrate the little yellow smiley face we all know and love. It is just a circle with two dots in the middle, to represent eyes, and a half circle for the mouth. The smiley was the design of an American artist. His name is Harvey Ball. He created the smiley face in 1963. In 1971, two businessmen used it in a campaign to sell new goods. They produced badges, coffee mugs, t-shirts and bumper stickers and suddenly the smiley was worldwide.

The smiley is everywhere today. How many times do you use a smiley in your text messages or draw one with your finger on a bathroom mirror? Even little children can do this. The happy little face is now one of the most recognizable images on the planet. And what a great image it is. If we could all follow this simple little symbol, what a wonderful world this would be.

Harvey Ball wanted to use his creation for a good cause. He decided that the first Friday in October each year would be World Smile Day. The theme for this day is: **"Do an act of kindness; help one person smile."** It's a shame this day isn't every day of the year.

3. In pairs, think of 5 things which can make people smile. What makes YOU smile?

4. A smile is the shortest distance between two people. Do you agree? :)

STUDY TIP

Organise a Share a Smile Day in your school. Make a SMILE poster & SMILE cards in English!

Here are some ideas for it!:)



There are hundreds of languages in the world, BUT A SMILE speaks them all!

Your smile brightens my day!

It's SHARE A SMILE DAY! And I'm sending you a big one to brighten up your day!

This smile is for you! Now put it on your face! Because that's where I want to see it always!



WORLD SMILE DAY



Level B1-B2

Did you know?

- Smiling boosts your immune system.
- Smiles relieve stress by releasing endorphins.
- It takes 5 to 53 muscles to smile.
- Babies are born with the ability to smile.

1. Read the text and find the words, which correspond to the following definitions:

- a period of 10 years

- to give official permission for someone to do or produce something

- the level of confidence and positive feelings that people have

- an amount of money that you pay to a professional person for their work

- to make it possible for something to happen

- someone who is paid to work for someone else

- a company who you regularly pay money, and they pay the costs if something bad happens

The very first yellow Smiley Face was created by a commercial artist, Harvey Ball, in 1963. He was hired by an insurance company to design a face to be used on buttons and cards in order to raise employee morale. It is noted that it took him 10 minutes to create the design, earning a \$45 fee.

The Smiley gained huge popularity in the following years, becoming an international icon by the 1970s and securing a place in pop culture for the coming decades.

The growth of the Internet and the development of modern computer image formats allowed the Smiley to move online, cementing a place in Internet culture. Hundreds of thousands of graphical smileys have been created for Internet use, many of them animated. While the original smiley was all about happiness and creating a smile, all sorts of smileys are in use today.

In 1999, Harvey Ball set up *The World Smile Corporation* in order to organize *World Smile Day* and promote smiley related products and licensing.

World Smile Day can be celebrated by a single individual by simply doing an act of kindness and helping one person smile! That's very powerful. But imagine involving your friends, family, classmates in an organized activity on this day? The possibilities are endless but sometimes a suggestion helps start the ball rolling.

2. Listed below are just a few of the many activities you might consider for World Smile Day (WSD).

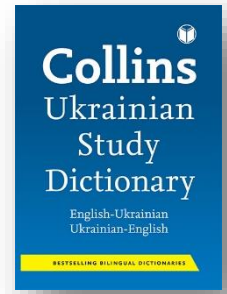
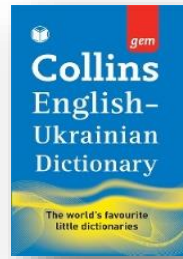
- ballon releases bearing WSD messages
- selfies with smiley masks
- sending smile cards/ecards
- delivering smile certificates
- visiting nursing homes
- hospital events
- doing good deeds
- smiley flash mob

STUDY TIP

Visit www.worldsmileday.com for more ideas!



WORLD DICTIONARY DAY



Level A2-B1

1. Discuss the questions:

- Do you ever use dictionaries? What for?
- What kinds of dictionaries are there?
- Why do we celebrate World Dictionary Day on 16 October?

2. Read the text and find out!

October the 16th is World Dictionary Day.

It falls on this day because that is the birthday of America's most famous dictionary maker, Noah Webster, who was born in 1758. It is a day for us all to get out our dictionaries and start using them more often. We all need dictionaries. Many people have paper dictionaries and others use online ones on their computers or mobile phones. Some people have dictionaries in many languages. We also have dictionaries for specific areas. There are pronunciation dictionaries, medical dictionaries and even a Harry Potter dictionary. Most of the celebrations for this day take place in schools. It is a good day for teachers to improve the dictionary-using skills of their students.

My dictionary defines a dictionary as "a book that lists the words of a language in alphabetical order and gives their meaning, or that gives the meaning in a different language". It also says a dictionary is "a reference book on any subject, the items of which are arranged in alphabetical order". An example of this is a dictionary of quotations.

We start using dictionaries when we are very young. There are special versions for children and there are even picture dictionaries. Some people might say *you have swallowed a dictionary*. This means you use lots of long and difficult words when you speak.

Another interesting expression is to say someone is *a walking dictionary*. This means a person knows the definition of every word.

3. Complete the sentences with a type of a dictionary:

- 1 You can check how to say a word in a _____ dictionary.
- 2 You can see what the object looks like in a _____ dictionary.
- 3 You can find what somebody famous said in a dictionary of _____ .

4. What do the following idioms mean?

- to swallow a dictionary*
- a walking dictionary*

STUDY TIP

If you are not sure about the spelling of a word, don't forget to check it in your dictionary!

5. Look at the words in the table below. Are they spelled correctly? Use your dictionary to check.

environment	V
communicasion	X communication
sciense	_____
language	_____
necessary	_____
excellent	_____
succes	_____
believe	_____
sissors	_____
special	_____



WORLD DICTIONARY DAY

Level B1-B2

1. Discuss the questions:

- When did the first dictionaries appear?
- What is a "selfie"?
- Which dictionaries do you use?
- How can kids contribute to creating a dictionary?

2. Read the text. What do the following dates/years refer to?

4,500 8,500 70,000 1 million 1828

E.g.: 1828 – This is the year when the first American dictionary was printed.

Lexicographers love World Dictionary Day.

"Young people invent words all the time," said John Morse, the president of Merriam-Webster, the publishing company that printed the first American dictionary in 1828.


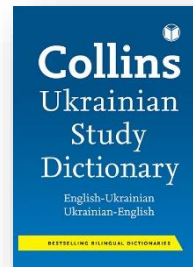
Today World Dictionary Day is when America honors the birthday of Noah Webster, the word lover who thought that Americans should have their own dictionary. Before Webster, all English-language dictionaries came from England.

The world's oldest dictionary was inscribed on a mud tablet 4,500 year ago in the ancient Akkadian Empire – today's Iraq and Syria. The first English alphabetical dictionary was written by English schoolteacher Robert Cawdrey in 1604, when Shakespeare was still writing plays. (Before that, dictionaries were organized by topic, which would mean that all types of food would be listed together, for example).

Webster's first American dictionary had 70,000 words – and their definitions – in it. About 12,000 of those words had never been in any dictionary before, Morse said.

The idea behind Webster's dictionary, Morse said, "is that English-speaking people decide what English is, not professors or historians."

"Check out 'selfie,' a new word we just added to the online dictionary," he said. "It means taking a picture of yourself maybe on your cellphone and posting it



somewhere. A picture of yourself taken by yourself [is] a 'selfie.' "

Kids are invited to send in new words, Morse said. "All you do is to log on Webster's open dictionary site and make your own suggestions for new words," he explained. That website is located at www3.merriam-webster.com/opendictionary. Always ask a parent or other responsible adult if it's okay for you to go online.

Deciding what words go in the dictionary is a big job. A 2016 study by Harvard and Google researchers found that today there are more than 1 million English words, with 8,500 new ones added to the dictionary each year.

"I remember falling in love with words at a very, very young age," Morse said. Both his parents were librarians, "and at the drop of a hat, if I wondered what a word meant, not only did they tell me to look it up in the dictionary, but they showed me how, and brought over three or four big fat dictionaries for me to look at. Now, I just click on a Web search," he said with a laugh. "Dictionaries are easier today."

STUDY TIP

It's easier to remember the meaning of a new word if you make a personal sentence with it. Even a funny one will do!

3. Look through your dictionary and choose 4 words which you would like to teach to your classmates.

Think of a sentence to illustrate the meaning of each word.

E.g.: a binder (noun) – a cover, similar to the cover of a book, with rings for holding loose papers together. (Personal sentence: I keep all materials for test preparation in my yellow binder).




HALLOWEEN



Level A2-B1

1. Do the Halloween crossword.



Across

- 3. A funny costume
- 5. What do you wear on your face?
- 6. _____-or-treat!
- 8. Scary thing that says boo
- 10. Roasted pumpkin _____
- 11. Small black animal that can fly
- 12. Kids get lots of this

Down

- 1. A monster with many bandages
- 2. _____-o'-lantern
- 3. What do you wear on Halloween?
- 4. A woman with a pointy black hat
- 7. A witch's pet
- 9. Spooky


2. Name these Halloween monsters:

A _____ is a monster that changes shape during the full moon.

A _____ is a monster that is made from bones.

HALLOWEEN WORDSEARCH

3. Match the pictures to the words below:



bat	broom	candy	cat
cobweb	ghost	Halloween	pumpkin
scary	spider	spooky	witch

4. Find the words from ex.3 in the box below:





HALLOWEEN



Level B1-B2

A Haunted House

1. Match the following words to their definitions:

abandoned *wander* *shortcut* *pour*
_____ a quicker way to get somewhere
_____ go from place to place
_____ rain very hard
_____ empty with no one living there

2. Read the beginning to a spooky Halloween story about a Haunted House.

I went trick-or-treating with my best friends _____, _____, and _____. Our pillowcases were full of candy, and it was getting late, so my friends wanted to go home.

I wanted a few more chocolate bars so I turned to my friends and said, "Let's knock on a few more doors and then head for home." They were worried because they thought it was already too late. "Let's go home now," they said to me. I told them not to worry because we could take a shortcut through the old forest.

So after a few more houses, I took my friends to the path that went through the forest. We walked about 20 minutes, and then, suddenly, I felt very strange. I couldn't remember the way! It was dark and foggy. We were lost.

And to make matters worse, it started to rain. And then, it started to pour. Lightning lit up the sky and thunder rang in our ears. We wandered around in the rain for over two hours. We were very wet and very cold. And then, at about midnight, I saw an old abandoned house on a hill. "I think we'll have to spend the night in that old house and wait till morning," I said. My friends didn't think it was a good idea, but they were cold and wet, so they agreed. We walked up the old wooden steps to the front door. The door creaked open and we went inside, sat down, and started to eat a chocolate bar, when . . .

3. Reading Comprehension:

- What is happening at the beginning of the story?
- Why did the writer want to go to a few more houses?
- Why didn't the writer worry because it was getting late?
- What happened in the forest?
- What was the weather like in the forest?
- Did the writer's friends think it was a good idea to stay in the house?
- Why did the friends agree to stay at the house?
- What did they do as soon as they went into the house?

4. Finish writing the story using all the phrases below.

- heard a noise
- dawn
- screamed
- saw a light
- ran down the hall
- cobwebs
- heard footsteps
- hid under the bed

More Scary Starters for your stories:

- *It was a cold Halloween night when I saw the...*
- *The mad scientist was creating a new monster that could...*
- *The mysterious object appeared in the sky and...*
- *The Halloween pumpkin turned into a...*
- *Something in the wardrobe was making a strange noise, so I opened the door and...*



HALLOWEEN

STUDY TIP

Remember the names of the coins used in the USA and Canada:
 A penny – a coin worth 1 cent
 A nickel – a coin worth 5 cents
 A dime – a coin worth 10 cents

Level B1-B2

5. Read the text and answer the questions.

- According to the beliefs of the druids, what happened on the eve of November 1st ?
- How did the druids protect themselves from the bad spirits?
- How did the name of the holiday “Halloween” appear?

Halloween, Then and Now

The Halloween customs observed on October 31 had their beginnings long, long ago. They came from the beliefs of the druids — priests of ancient Gaul and Britain. The druids believed that witches, demons, and spirits of the dead roamed the earth on the eve of November 1. Bonfires were lit to drive the bad spirits away. To protect themselves further from the mean tricks of the bad spirits, the druids offered them good things to eat. They also disguised themselves. That way the spirits would think the druids belonged to their own evil company. Surely the spirits would not harm members of their own group! Or so the druids thought. Thus we celebrate Halloween by playing "trick or treat," dressing up in costumes, and wearing masks. Autumn leaves, cornstalks, apples, and nuts are a big part of the Halloween season. And they are reminders of the druids' autumn festival in honor of the harvest.

Much later the Roman Catholic Church set aside the first day of November to honor all the saints who had no special days of their own. Saints were known as the hallowed, or holy, ones. Their special day was known as All Saints' or All Hallows' Day. The night before was called All Hallows' Even. All Hallows' Even was shortened to Halloween.

6. Translate the words and phrases in bold from the text into Ukrainian.

Trick-or-Treat for Others

Often boys and girls go out on Halloween not only to trick-or-treat but to try to help other **children less fortunate** than



themselves. In 1950 a Sunday-school class in one small American **community** gave up their **treats** of candy and apples. Instead they asked for pennies, nickels, and dimes to give the United Nations Children's Fund. This example has been followed by other boys and girls around the country ever since.

Communities in the United States wishing **to join in the movement** can get the materials they need from the United States Committee for UNICEF*. Boys and girls in costumes ring their neighbours' doorbells as usual on October 31, but they carry special containers that show they are taking part in the work of UNICEF. The money collected helps **needy children** all over the world. These trick-or-treaters get their real **satisfaction** on Halloween from the joy of helping others.

 UNICEF* (The United Nations Children's Fund) - a UN programme that provides humanitarian and developmental assistance to children and mothers in developing countries

Teacher's Companion

Professional Development workshop

ELT matters: Етапи продуктивного уроку

1. Презентація

На цьому етапі можна використати малюнки, текст або аудіоматеріал. Також доцільно запропонувати учням у групах написати всі слова та вирази, які, на їхню думку, пов'язані та асоціюються з темою уроку. Важливо пам'ятати, що учням спершу треба **почути** правильну вимову слова, і лише потім **побачити** його на письмі.

2. Практика

Учні мають не тільки розуміти **значення** слова чи фрази, але й знати, як їх правильно вживати. А цього можна досягти тільки тоді, коли на уроці виконано достатньо вправ на відпрацювання та практичне застосування нової лексики. Запропонуйте учням такі завдання:

- з'єднати слова та малюнки,
- зіставити слова та їхні визначення (дефініції),
- вставити пропущені слова в речення,
- додати слова до категорій.

3. Продукція

На цьому етапі треба зосередити увагу на використанні нової лексики під час **говоріння**. Спочатку запропонуйте учням обговорити в парах або групах твердження з підручника, а потім організуйте щось на кшталт інтерв'ю (учні в парах відповідають на питання). Продуктування створює **міцніший зв'язок (асоціацію)** в пам'яті учнів. А ми ж вчимо мову саме для того, щоб **спілкуватися** з іншими людьми та **розповідати** їм про своє життя та інші речі.

Classroom Ideas: Методи пояснення нової лексики

Ретельно проаналізуйте лексику тексту. Значення яких слів учням підкаже контекст (чи інтуїція), а які треба буде пояснити?

Приклади пояснення лексики за допомогою методичного прийому **Eliciting**:

- простий синонім (*arrangements – plans*)
- коротке пояснення (*perhaps – may be yes, maybe not*)
- протиставлення значень (*go out / stay in: I'm not going out tonight because I'm tired. I'm staying in to watch TV or read a book*)
- візуальне представлення (*midday – схематичний годинник та напис 12.00*)
- вираз обличчя, інтонація (*bored, tired, relax*)
- «пряма мова» (*complain: «It's too hot. My soup isn't tasty. My bag's too heavy. Nobody likes me» What am I doing? Complaining.*)

ELT GLOSSARY

PPP

**Presentation
Practice
Production**

метод введення та відпрацювання нового матеріалу

Elicit

активно спонукати / заохочувати учнів дійти певного висновку, зрозуміти правило чи здогадатися про значення нової лексики самостійно – за підтримки, але без прямої допомоги з боку вчителя

Word race – один з методів вивчення та активізації нових лексичних одиниць.

Варіанти проведення:

Письмово

- **встановити часовий ліміт** (наприклад, 1 хвилина) на написання (найкраще видати учням аркуші паперу – адже вони будуть писати швидко, трохи хаотично, і навряд чи бездоганно з погляду правопису);
- **загадати потрібну кількість слів**, що їх мають написати учні. Наприклад, “12 words describing various modern gadgets” – переможцем є той, хто першим впорався з завданням (він голосно оголошує: *Stop!*);
- **полегшений варіант**: перед початком уроку на дошці напишіть слова з теми, яку ви вивчаєте, а також ті, що до неї не належать. Оголошуючи про старт, відкрийте дошку та дайте учням одну хвилину на те, щоб вони переписали взошити лише ті слова, що належать до відповідної теми. Після цього перевірте, скільки слів знайшли учні, та чи правильно вони їх вимовляють.

Усно (без попередньої підготовки)

- **Учні по черзі називають слова, що належать до теми**, яку оголосив учитель, намагаючись не повторювати вже названі (або ж навпаки: повторюючи все, сказане раніше, та додаючи своє слово).
- **Учні діляться на дві команди, по черзі називаючи слова** («секретар» із кожної команди може записувати названі слова на дошці, заробляючи для команди по 0,5 бала за кожне правильно написане слово). Такий варіант можна застосовувати тільки якщо лексику попередньо було опрацьовано.
- **Учитель оголошує тему й кожного разу дає першу літеру слова**, а учні мають назвати слово.
Наприклад, тема family: T: F — S: *father*, T: N — S: *niece, nephew*.
- **Учитель швидко читає короткі дефініції** – учні кожної команди мають наввипередки називати слово. Наприклад, T: *my sister's daughter* — S: *niece*. (Цей варіант доречний для «легкої» лексики – слів, які добре знайомі всім учням.)

Пам'ятайте про специфіку завдання – race, – намагайтеся проводити його в швидкому темпі.

Word race

швидке пригадування слів із певної теми індивідуально, в групах чи всім класом, з метою активізації тематичної лексики

Word map

семантична карта, групування слів навколо ключового слова

Teacher's Quote of the Day

“The best teachers are those who tell you where to look but don't tell you what to see”.

Teaching for Excellence pack Autumn 2014

Answer Key:

World smile Day (level A2-B1)

- Ex.1 World Smile Day is celebrated on the first Friday in October each year.
The well-known smiley was designed by the American artist, Harvey Ball (in 1963).
On this day people do good deeds for others, they help other people smile and feel happy.
- Ex. 3 Pupils' own answers.

World Smile Day (level B1-B2)

- Ex.1 Decade, licensing, morale, fee, allow, employee, insurance company

World Dictionary Day (level A2-B1)

- Ex.1
- We use dictionaries for many reasons: to translate a word into another language, to learn the definition of a word, to check the spelling or pronunciation of a word.
 - There are monolingual and bilingual dictionaries, pronunciation dictionaries, picture dictionaries, dictionaries of quotations, paper and online dictionaries, dictionaries on different areas of science etc.
 - World Dictionary Day is celebrated on October 16 because the most famous American dictionary maker, Noah Webster, was born on this day.
- Ex. 3
1. a pronunciation dictionary
 2. a picture dictionary
 3. a dictionary of quotations
- Ex. 4 If you *have swallowed a dictionary*, you use lots of long and difficult words when you speak.
If people call you *a walking dictionary*, they think you know the definition of every word.
- Ex.5
- | | | |
|---------------|---|---------------|
| environment | V | |
| communicasion | | communication |
| | X | |
| sciense | X | science |
| languge | X | language |
| neccessary | X | necessary |
| excellent | V | |
| succes | X | success |
| believe | V | |
| sissors | X | scissors |
| special | V | |

World Dictionary Day (level B1-B2)

- Ex.1 The first dictionary appeared 4,5000 years ago.
A "selfie" means "a picture of yourself taken by yourself".
Kids can send in new words they use in their everyday life to Webster's open dictionary site.
- Ex. 2 The world's oldest dictionary appeared **4,500** years ago.
8,500 new words are added to the dictionary each year.
Webster's first dictionary had **70,000** words.
Today there are more than **1 million** English words.

Halloween (level A2-B1)

Ex. 1 Across: 3. clown 5. mask 6. trick 8. ghost 10. seed 11. bat 12. candy
Down: 1. mummy 2. jack 3. costume 4. witch 7. cat 9. scary

Ex. 2 A werewolf; a skeleton

Ex. 3



bat



witch, broom



pumpkin



cobweb,




spider

ghost

spooky, scary

Halloween wordsearch



Halloween (level B1-B2)

Ex.1 Shortcut, wander, pour, abandoned

- Ex.3
- The writer and his friends went trick-or-treating.
 - The writer wanted to get a few more chocolate bars.
 - The writer did not worry because they could take a shortcut through the old forest.
 - They got lost in the forest.
 - It started to rain (pour).
 - The writer's friends didn't think it was a good idea to stay in the house.
 - They agreed to stay in the house because they were cold and wet.
 - They started to eat chocolate.

- Ex.5
- According to the belief of the druids, the evil spirits roamed the earth on the eve of November 1st.
 - To protect themselves from the bad spirits, the druids lit fires, wore different costumes to disguise themselves and offered evil spirits good things to eat.
 - November 1st is the All Saints' Day or All Hallows' Day. The night before is called All Hallows' Even. It was shortened to Halloween.

Ex.6 children less fortunate – діти, яким менше пощастило
community - громада
movement - рух
needy children – діти, що потребують допомоги
satisfaction – задоволення